


## CoR ELECTRIC WOLF & LAVA RHINO

The Crash of Rhinos consists of fifteen drawings depicting the story of Five Rhino, six Mechanical Rhinos, the Crash Mountains, the Domed Cities and a population forces to leave their world and solar system. Website is <http://rhino.thunderchild.net>.



### FEATURES

#### MODIFY & TRANSFER

- 1 (1LI) Prim Canvas with art on front and info on back
- 1 artwork image inside the canvas
- 1 Certificates contain a notecard of artwork story & production.

Copyable products can be redelivered. If you lose your items, both the SL Marketplace and CasperVend systems can redeliver your purchase.

#### UNPACKING CASPERVEND

CasperVend items come in a box and will probably show up in your Objects Folder. You'll need to rez the box and open it to copy to your inventory. Since there are no copy permissions, you'll get a message that they have to move to inventory. There is a Sandbox on the Milda shops.

#### UNPACKING SL MARKETPLACE

Markerplace purchases most likely will not be boxed and can be viewed in the contents tab on the product page. Those items will go to your Received Items Folder in your Inventory. Items with no copy permissions, will move in and out of inventory as you rez them and take them back.

#### INFORMATION


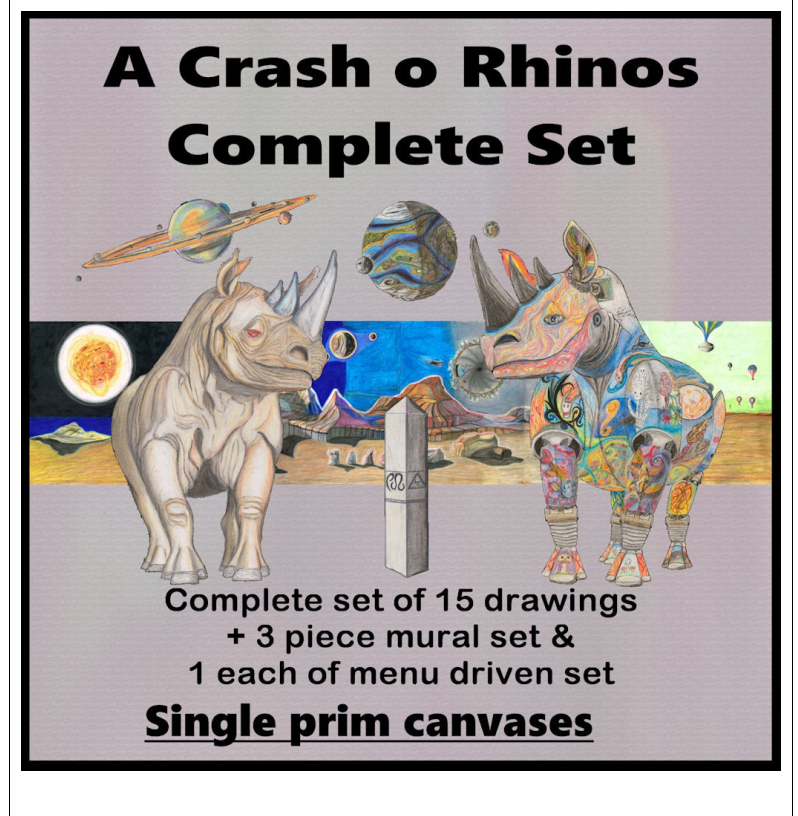
Full project and artwork information at <http://rhino.thunderchild.net> Portfolio on following pages.

#### AVAILABILITY

This product is available in Second Life (SL) and Real Life (RL). RL products are provided by third-party on-demand companies including [RedBubble.com](http://RedBubble.com), [Society6.com](http://Society6.com), [Spoonflower.com](http://Spoonflower.com) and others. For links to all available outlets in RL, visit the products page at <http://thunderchild.net>.

#### Electric Wolf & Lava Rhino

The first Mechanical Rhino drawing is a pair. It is the



first drawing to include people present, the operators of the Rhinos. I also started decorating the amour with tribal and team logo designs.

The scenery is early on in the construction of the domes. The first dome, a red one, is half way through construction around a city. A green house also enters the background.

The grounds are clean and prepared for construction, such as swirl marks on the ground. There is a little bit of a sign of rubbish in the background by the volcano.

## ***Medium & Style***

Mixed Medium: ink, colored pencil & pastels on heavy paper.

I used a 100 lb paper on all the pieces except for one, Big Blue aka Puff is on 70 lb paper. I generally practice my subject(s) on a smaller sketch pad and then when ready, scale them up or down to the final sheet. I may have several subjects that I'll work on for any one character in the drawing.

I start my final drawings with pencil and fidget with each one till ready for ink. For this series, I started with the Rhinos and completed each rhino one after the other with no backgrounds. After inking the subject down and clearing the pencil away, I began adding colored pencils. Some items in the Mechanical set have more colored inks for certain items. There are multiple layers of colored pencils, base and other layers in various amounts until the medium won't take anymore. Next, I used blenders, smudging and smearing tools to work the colors together as much as possible. I began using pastels for the skies with Boss Hog.

## ***Story Background***

The Crash of Rhinos occurs around a group of mountains. The west side of the mountains face an ocean and the east side, a large plain with a city just before another mountain range. The Crash also occurs over a spans of two epochs. The first epoch is the time of the "living Rhinos." After their extension, the second epoch is the era of the Domed Cities and Mechanical Rhinos. The last epoch ends with the exodus of the remaining population to another solar system.

Five rhinos are spaced out over time in front of the left section of our scenic view. The environmental changes over time eventually cause all the rhinos to be extinct. The environmental changes also force the population to build domes over cities for protection from the environment and heavy solar activity. This is the period of the Domed Cities and the Mechanical Rhinos.

The mechanical rhinos come into service during dome construction. The different Mechanical Rhinos appear at different stages of construction of the different domes. Mechanical Rhino drawings are closer to the Domes with the mountains in the background. The last two Mechanical Rhino drawings gives a glimpse of the city across the plain. First in the reflection from the face-shield of a crew-member. Then the last drawing changes to the first person view, with you taking a snapshot of two Mechanical Rhinos posing in front of an observatory in the abandoned city.